


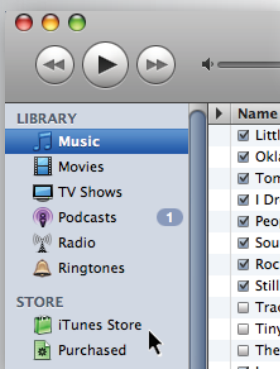
How do I get iTunes and National Grange Podcasts?

1 Go to <http://www.apple.com/itunes/overview/>

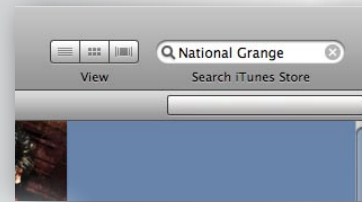
Once there, click on the link at the center of the page that reads "iTunes Free Download for Mac and PC."



Follow the instructions for downloading and installing iTunes.




2 Once you have iTunes installed, open the player and click on the "iTunes Store" link on the left hand side.



3 Once you have accessed the iTunes store, look for a search box in the upper right hand side. Type in "National Grange."

4 The National Grange Channel will be listed under "PODCASTS". You may choose to subscribe by clicking the "Subscribe" link. If you choose to subscribe, your iTunes podcasts library will automatically be updated with any new podcasts from the National Grange.



5 If you do not want to become a subscriber, simply click on the name of our Channel, which will take you to our Channel Page. There you can click on the individual podcasts listed at the bottom and listen to them at your convenience.

© 2009 National Grange

Not interested in iTunes?

You can still access National Grange podcasts by visiting the National Grange website at www.nationalgrange.org. Once there, locate the section titled "Podcasts Channel Broadcast" and click on the links to the individual podcasts to download and listen at your convenience.